

Instruction for use

The following instructions contain important product information. Please read carefully and keep this leaflet should you need to read them again. If you need more information or advice, please consult your doctor or pharmacist. In the event your symptoms worsen or do not improve, you should contact a doctor immediately.

EvoTears®

For lubrication of dry, irritated eyes and stabilization of the tear film to relieve symptoms associated with Dry Eye

Sterile preservative and phosphate free eye drops

What is EvoTears® and what is it used for?

EvoTears® is a water-free, preservative-free eye drop.

EvoTears® lubricates the surface of the eye, stabilizing the tear film and relieving symptoms associated with Dry Eye.

Composition:

EvoTears® only contains perfluorohexyloctane (EyeSol®).

What you need to know before using EvoTears®?

Do not use EvoTears® if you are hypersensitive (allergic) to the ingredient perfluorohexyloctane.

Take special care with EvoTears® if you are currently using other eye medication. If you use any other eye drop medication please allow at least 30 minutes after the application and before applying EvoTears®. EvoTears® should always be used last. It is advised not to use EvoTears® with contact lenses due to lack of data concerning compatibility of EvoTears® with the contact lens materials.

Use in pregnant or breastfeeding women and children:

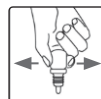
Due to the lack of safety data, use of EvoTears® is not recommended in pregnant or breastfeeding women and children.

How to use EvoTears®?

Unless otherwise instructed by your physician and depending on the severity of your symptoms, use 4 times daily by squeezing one drop inside the lower eyelid. If necessary, EvoTears® can be used daily.

EvoTears® is a unique product and is dispensed from the bottle using a slightly different method to conventional eye drops. Therefore, please read below instructions carefully before use.

1. Wash your hands before use.
2. Unscrew the bottle cap and remove the sealing ring before first application.
3. Following removal of the cap, avoid any contact with the dropper tip.
4. **Prior to placing the dropper bottle above the eye**, please read points 5 and 6 first. Then, follow these steps accordingly.
5. **Important:** Before holding the bottle above the eye, first hold the open bottle with the tip pointing upwards. Lightly squeeze the bottle.
6. **Prior to placing the dropper bottle above the eye**, the tip of the bottle (still pressed) should be turned downwards. Then, release the pressure immediately. Air is drawn through the liquid into the bottle. Keep the bottle in this position, i.e. with the tip pointing downwards.
7. Bend your head slightly backwards and gently pull down your lower eyelid. It helps to look at a point on the ceiling.



8. Hold the bottle vertically above the eye and lightly squeeze the bottle to allow a single drop to fall into the pocket formed in the lower eyelid. Repeat this process in the other eye.



Please note: Due to EvoTears® special properties, you may not feel the drop entering the eyelid. Should this be the case, it may be helpful to use a mirror to aid application.


9. Ensure you do not touch the tip of the bottle off your eyes or eyelashes.
10. To ensure a uniform distribution of EvoTears®, close your eyes after application of the drops.
11. Replace the cap on the eye drop bottle after use.

EvoTears® can be used for 6 months after first opening.


Possible side effects of the treatment with EvoTears®

In some cases, transient eye irritations like burning, itching or redness of the eye have been reported after application of EvoTears®. This could possibly indicate an allergic reaction. If you experience long lasting irritation of the eyes, stop the treatment and seek advice with your doctor or pharmacist.

Further information:


Do not use EvoTears® if the bottle or the original seal is damaged ().

Note the date of first opening on the outer packaging.

Do not use EvoTears® after the imprinted expiry date ().

Keep out of the reach and sight of children.

Do not drink the liquid.

Do not store above 25 °C ( 25 °C).

The following package sizes are available:

Pack of 3 ml eye drops.

Sample not for sale: pack of 1 ml eye drops.

For optimal handling, the eye drops are filled in 5ml bottles. The filling process is quality controlled to prevent underfill of the bottles.

Date of information:

May 2019

Manufacturer ():

URSAPHARM Arzneimittel GmbH
Industriestraße 35
66129 Saarbrücken
Germany

 0197

Medical device

STERILE A